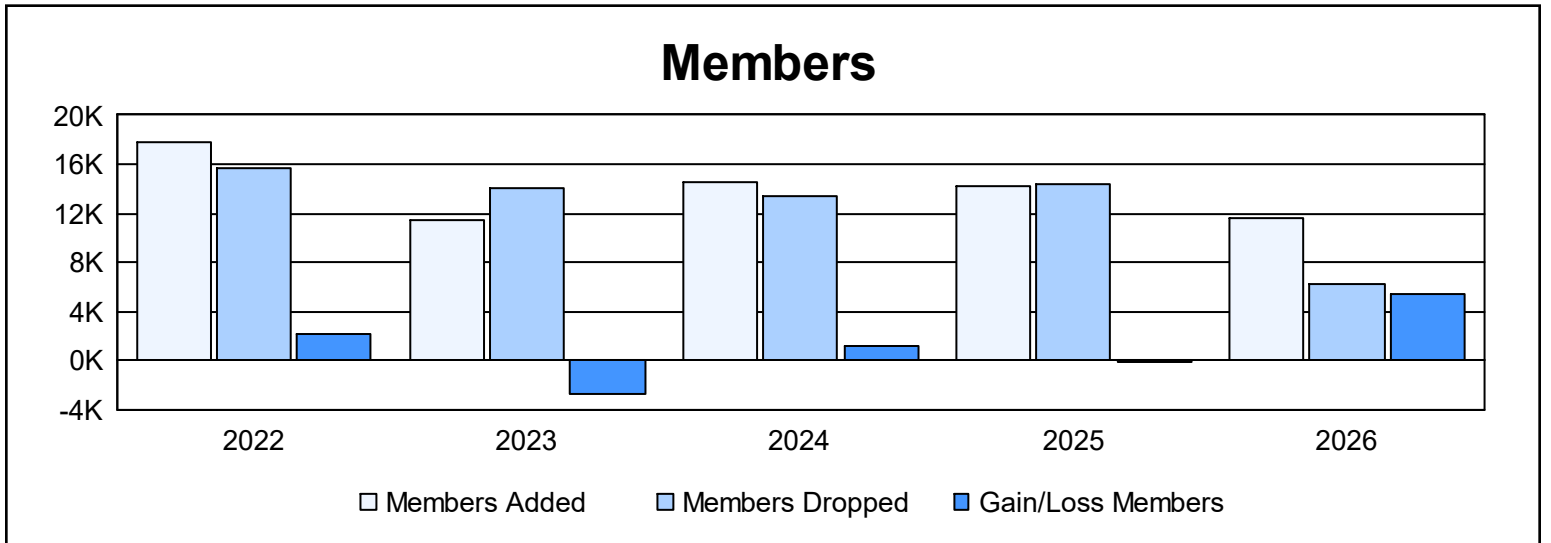
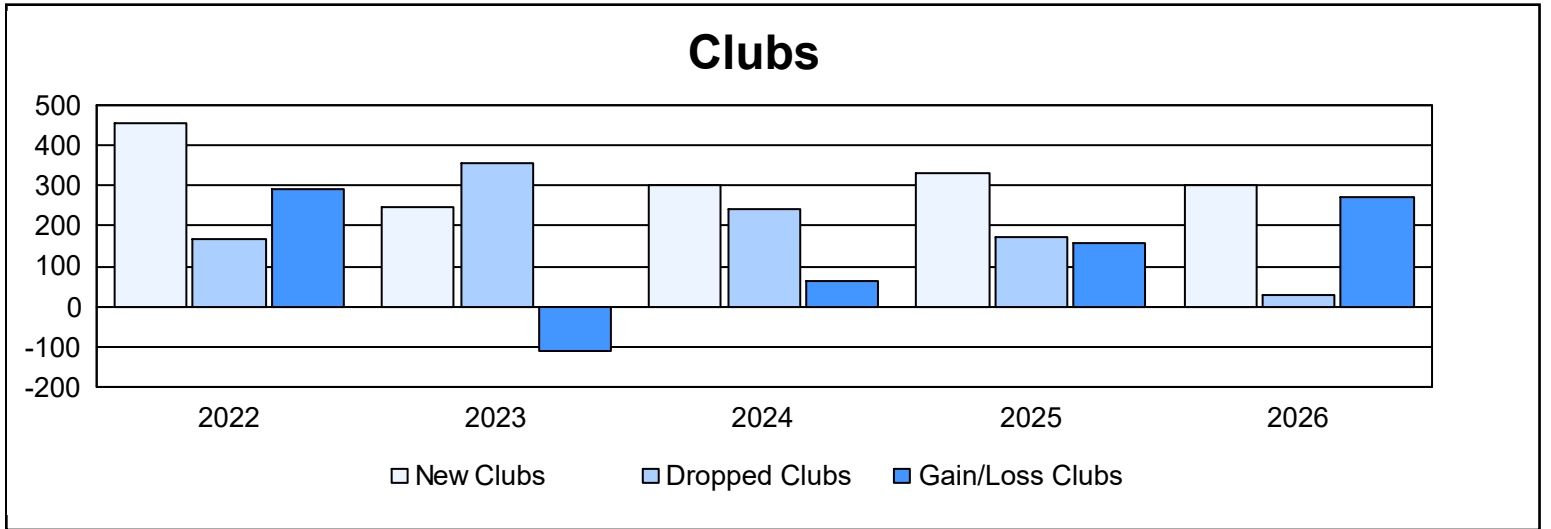
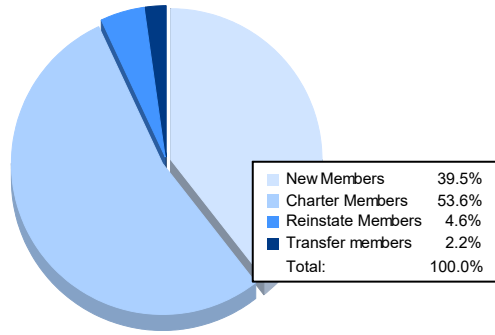


Year	New Clubs	Dropped Clubs	Gain/ Loss Clubs	New Members	Charter Members	Reinstate Members	Transfer Members	Total Member Added	Total Members Dropped	Gain/ Loss Members
2021-2022	455	165	290	6,471	10,948	310	97	17,826	15,674	2,152
2022-2023	245	357	-112	4,244	6,357	641	132	11,374	14,048	-2,674
2023-2024	301	239	62	6,243	7,131	883	252	14,509	13,336	1,173
2024-2025	332	174	158	4,913	7,354	1,658	267	14,192	14,296	-104
2025-2026	303	31	272	4,612	6,259	540	261	11,672	6,297	5,375
Average	327	193	134	5,297	7,610	806	202	13,915	12,730	1,184



Membership Composition May 2026 Cumulative



Gender Composition May 2026 Cumulative

